



# Water Efficiency Update

## Public Works Commission

November 10, 2022



By: Debby Dunn  
Water Conservation  
Administrator





# Change in Climate

- 💧 Past 12 mo. extreme swings
- 💧 Record-breaking storms & dry conditions
- 💧 Highest single day of rain in No. California
- 💧 Driest Jan, Feb & March in over 100 years

WE'RE IN  
THE NEW  
NORM

PLEASE  
HELP OUT

BH<sub>2</sub>O

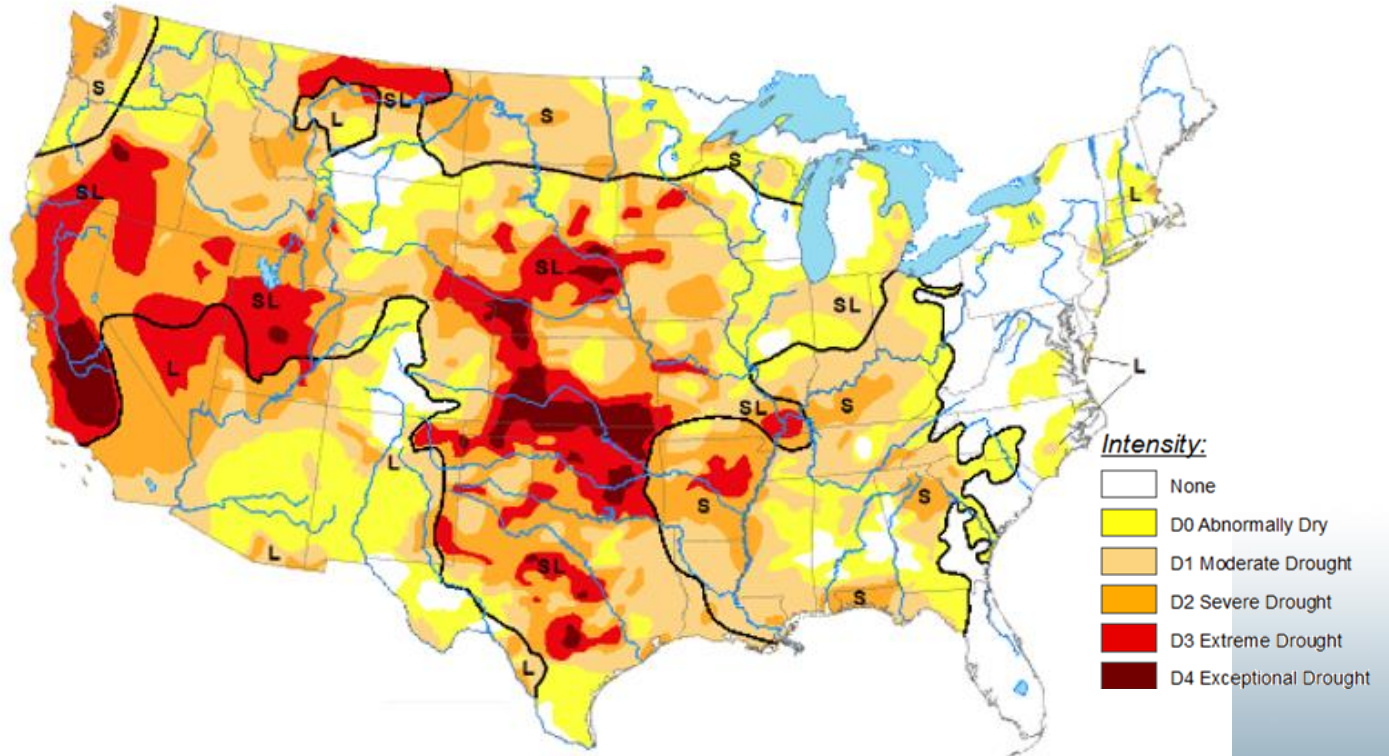
Visit  
[BHSaves.org](http://BHSaves.org)



# 52.7% of the US in Drought

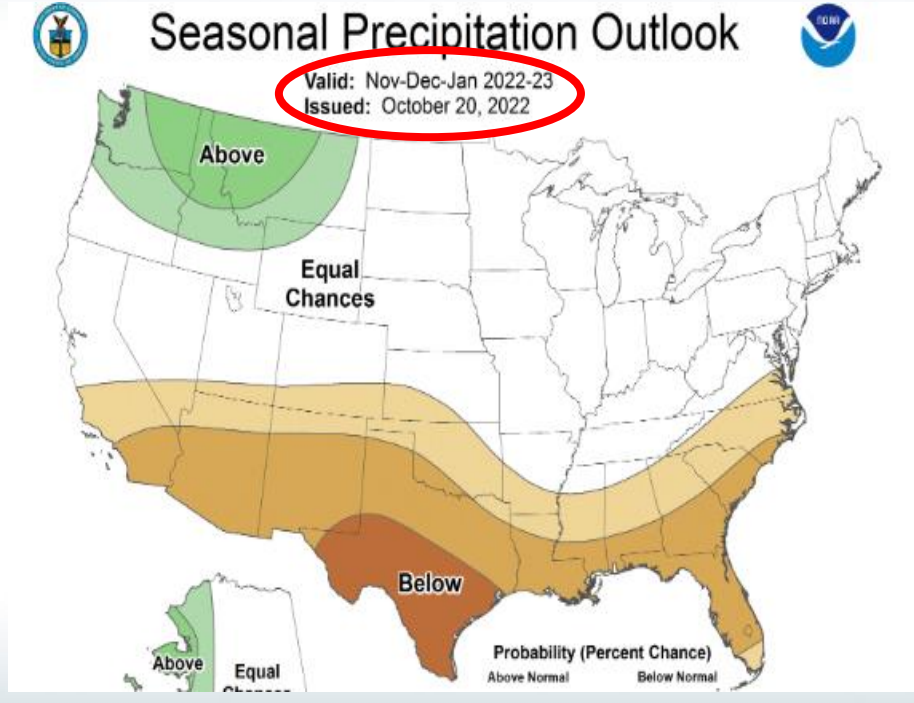
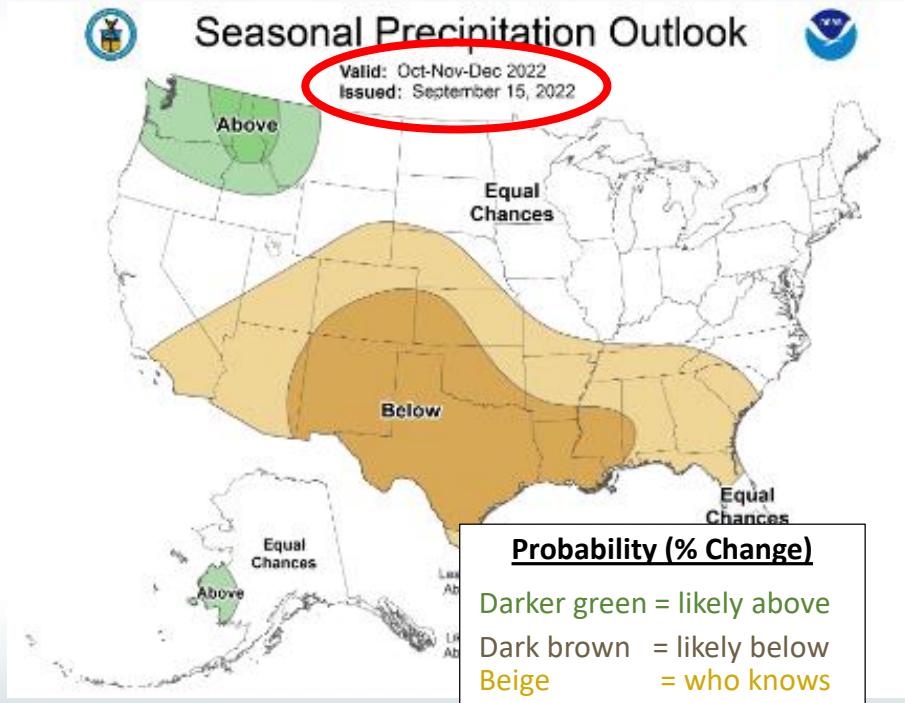
Map released: October 27, 2022

Data valid: October 25, 2022





# Seasonal Precipitation Maps



Future Precip is More Unsure

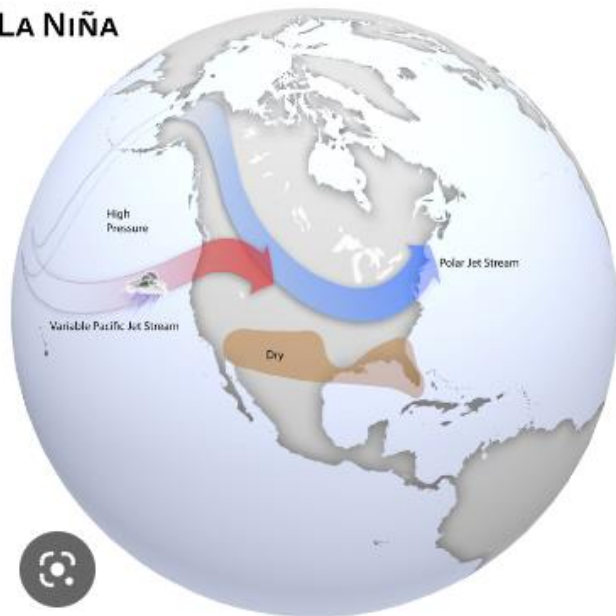
Drought Preparedness is Key



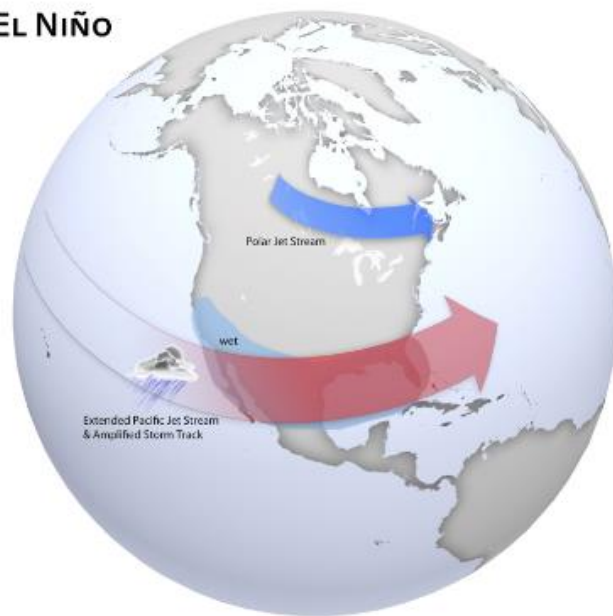
# La Niña? Sí?

Studies show a 50% chance

LA NIÑA



EL NIÑO



Rain This Year in LA = 2"-3" (11/9/22)

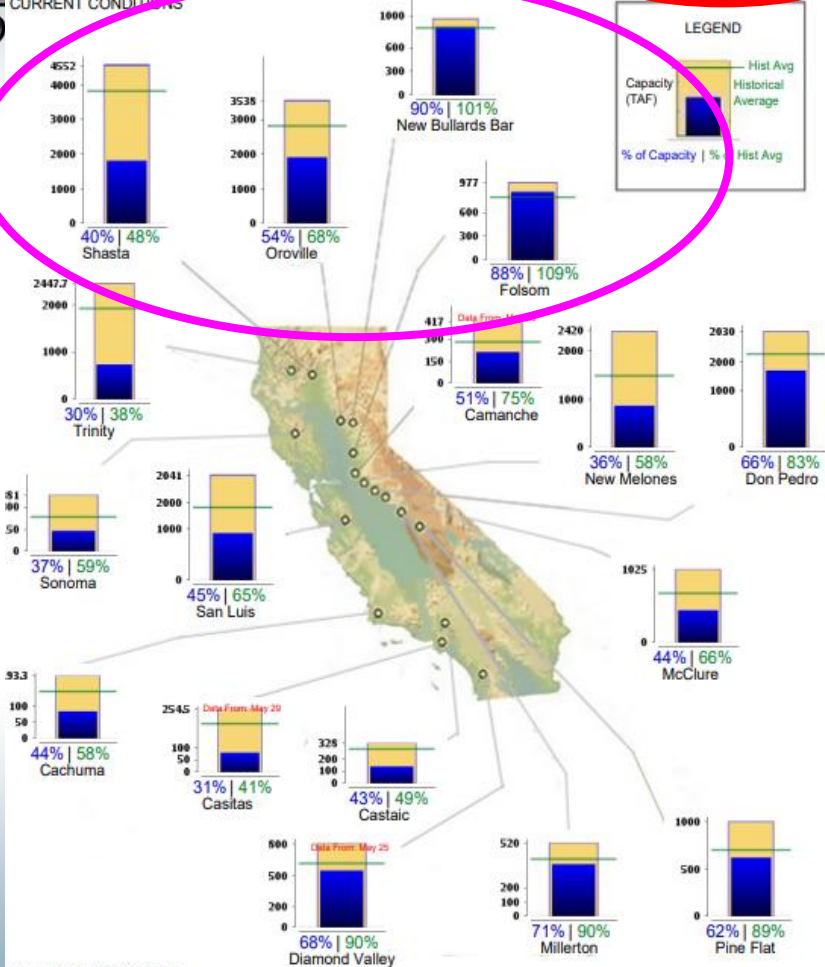


# CURRENT RESERVOIR CONDITIONS

## CALIFORNIA MAJOR WATER SUPPLY RESERVOIRS

Midnight - May 30, 2022

CURRENT CONDITIONS



Updated 05/31/2022 08:48 AM

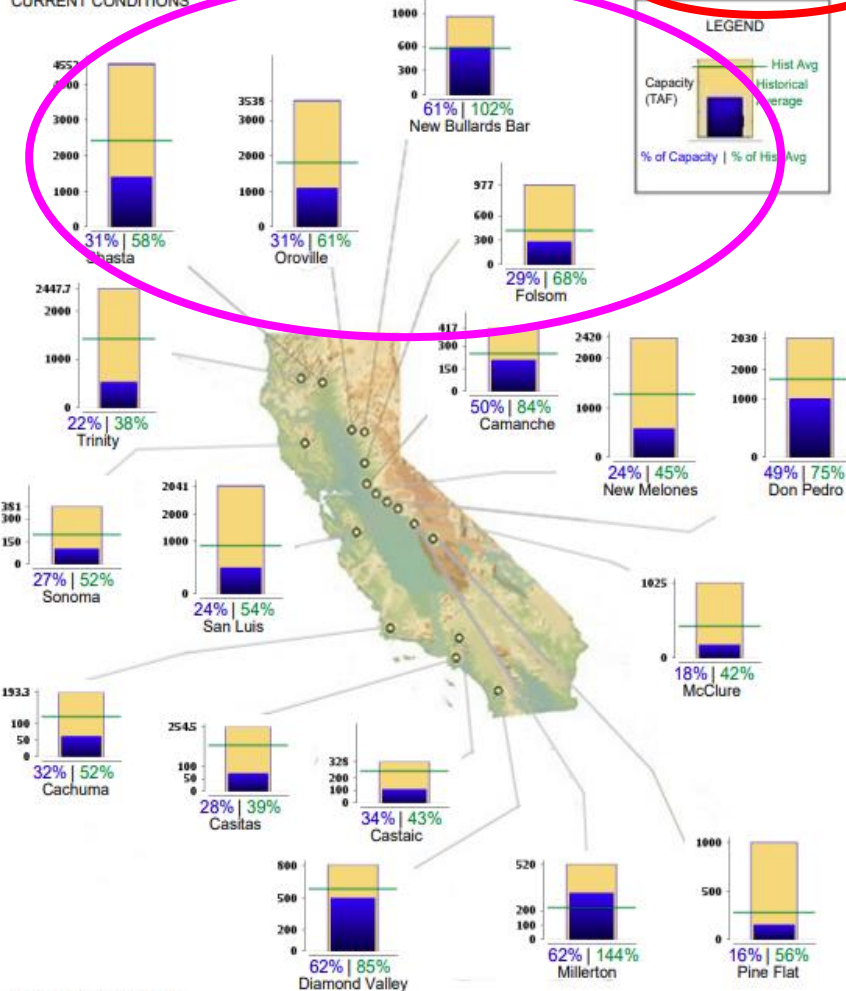


# CURRENT RESERVOIR CONDITIONS

## CALIFORNIA MAJOR WATER SUPPLY RESERVOIRS

Midnight - November 1, 2022

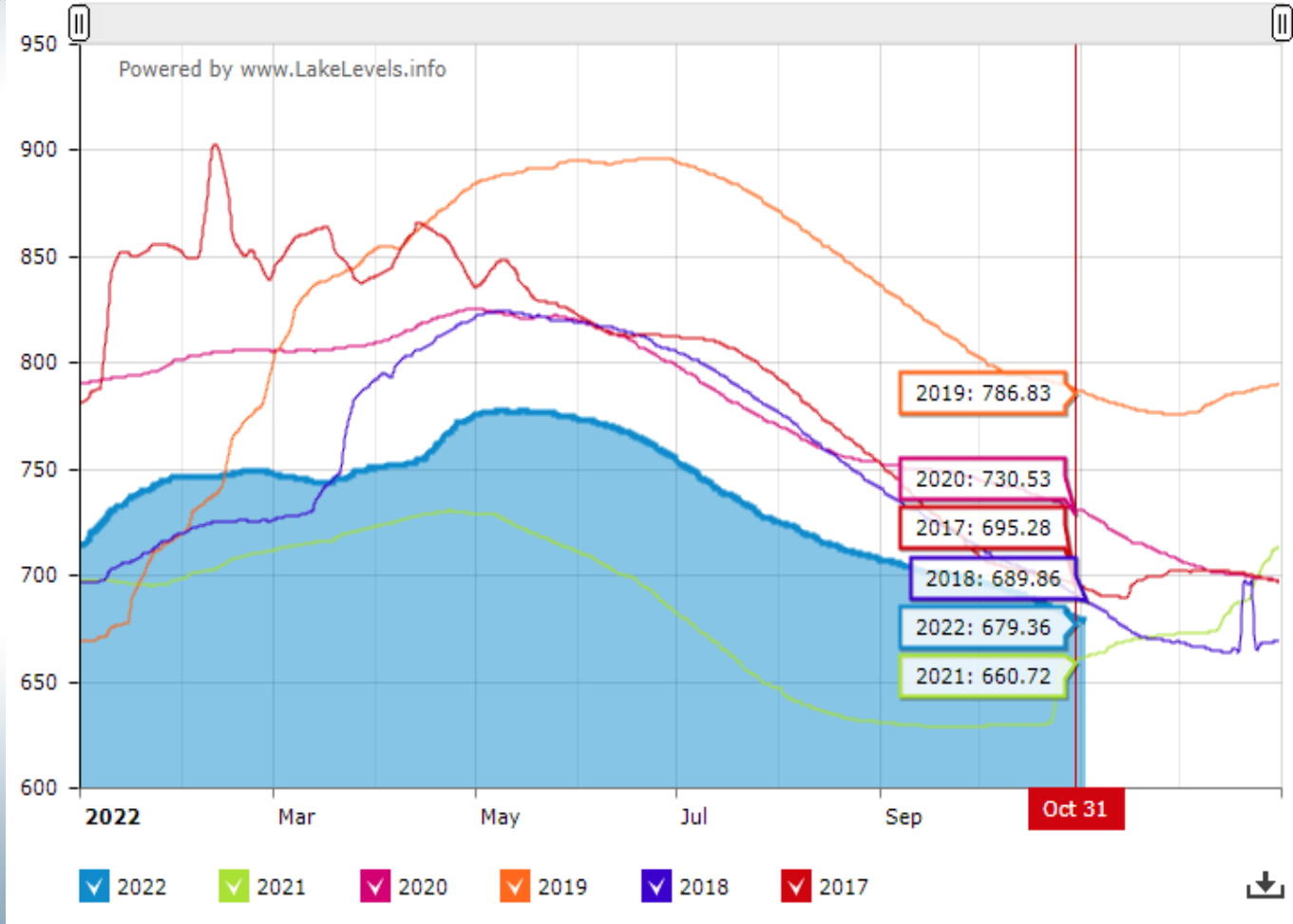
CURRENT CONDITIONS



Updated 11/02/2022 04:48 PM

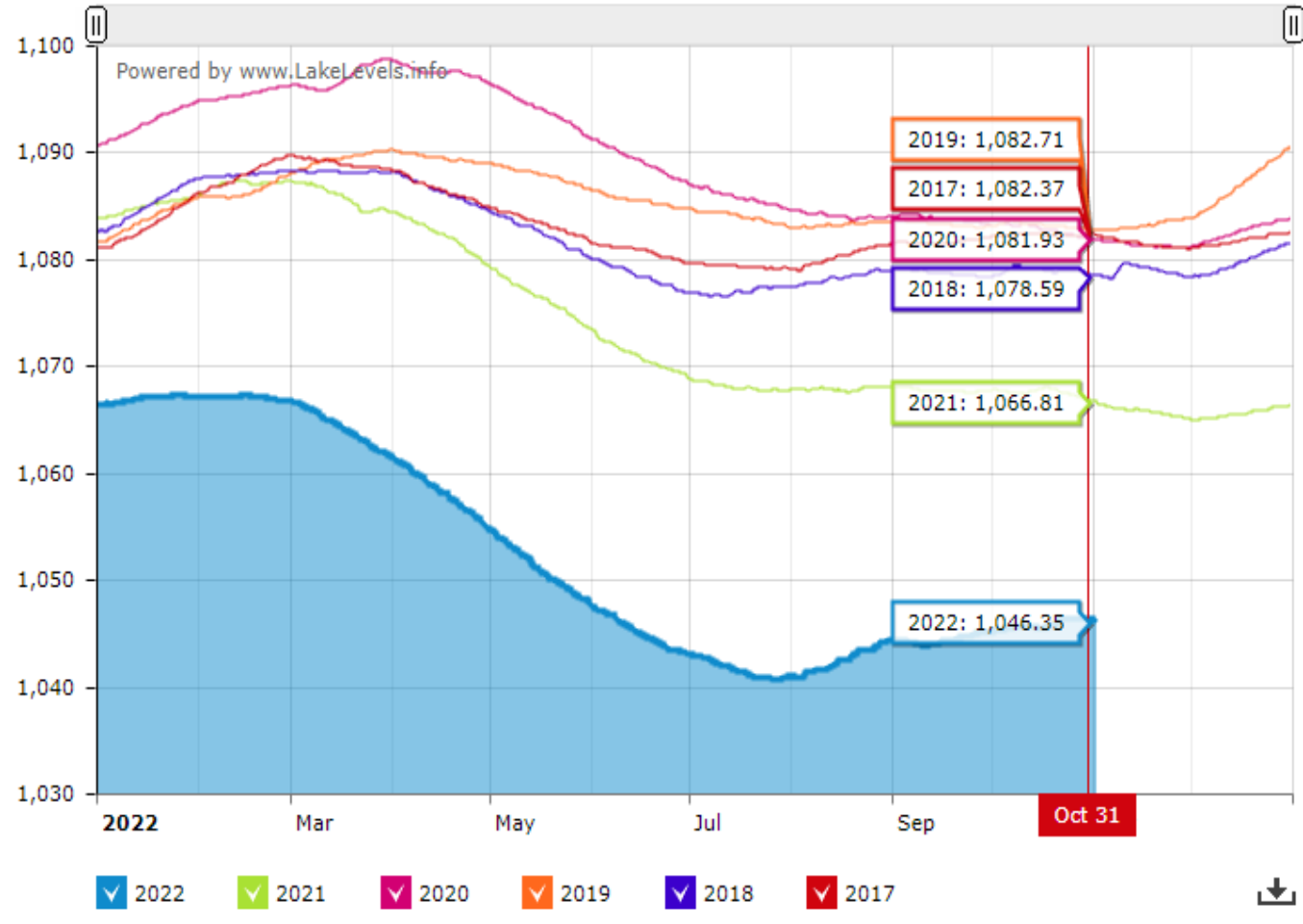


# Lake Oroville = 2017-2022





# Lake Mead = 2017 - 2022







# Water Reduction

Month	2013 Usage (AF)	Usage (AF)	2013 Average Usage Per Day (AF)	Average Usage Per Day (AF)	Percentage Reduction Compared to 2013	12 Month Rolling Average
21-Oct	1101.5	860.2	35.5	27.2	21.91%	19.08%
21-Nov	939.2	759.2	31.3	25.3	19.15%	19.93%
21-Dec	888.6	580.6	28.7	18.7	34.66%	20.59%
22-Jan	862.2	591.0	27.8	19.1	31.45%	21.21%
22-Feb	762.9	701.8	27.3	25.1	8.01%	20.55%
22-Mar	932.4	798.9	30.1	25.8	14.23%	18.91%
22-Apr	969.3	757.0	32.3	25.2	21.90%	20.03%
22-May	1047.3	811.6	34.9	26.2	22.50%	20.85 %
22-June	1077.4	809.8	35.9	26.9	24.84%	21.27 %
22-July	1185.5	869.1	35.9	28.0	26.69%	22.38 %
22-Aug	1184.4	896.9	38.2	28.9	24.28%	22.89%
22-Sept	1156.0	775.2	38.5	25.8	32.94%	23.92%
22-Oct	1101.5	802.6	35.5	25.9	27.13%	24.39%



# Drought Education

- Increased outreach about leaks
- Increased enforcement about excessive irrigation and run off
  - 63 Notice of Violations (NOV)
  - 81 Water Waste Notices (WWN)
- Increased social media & staffing at City events



# Thank You & Questions

**Debby Dunn**

Water Conservation  
Administrator

310-285-2467 -PW

818-815-8735 – cell

[DDunn@Beverlyhills.org](mailto:DDunn@Beverlyhills.org)

[AskPW@Beverlyhills.org](mailto:AskPW@Beverlyhills.org)



**1 RUNNING  
TOILET** can  
waste enough  
water to fill a  
pool in 4 days



**We're in Drought,  
Please Help Out**  
Visit [BHSaves.org](http://BHSaves.org)



# Discussion

**Debby Dunn**

Water Conservation

Administrator

310-285-2467

[DDunn@Beverlyhills.org](mailto:DDunn@Beverlyhills.org)

[AskPW@Beverlyhills.org](mailto:AskPW@Beverlyhills.org)

